

## Unit: 2.8

### Presenting Ideas

#### Key Learning

- To explore how a story can be presented in different ways.
- To make a quiz about a story or class topic.
- To make a fact file on a non-fiction topic.
- To make a presentation to the class.

#### Key Resources




2Create a story



2Connect



2Quiz



2Publish

#### Key Vocabulary

##### E-book

An electronic version of a printed book that can be read on a computer or a specifically designed handheld device.

##### Fact file

A document containing all the important information about one subject.

##### Fiction

A book or story that is written about imaginary characters and events and not based on real people or places.

##### Mind map

A tool for organising and representing knowledge. They form a web of ideas which are all interconnected.

##### Node

A way to represent a concept or idea using text and/or images.

##### Non-fiction


Writing that is about real people or events rather than stories that have been made up.

##### Presentation

A way of displaying information about a subject to an audience.

##### Quiz

A test of knowledge, especially as a competition between individuals or teams as a form of entertainment.



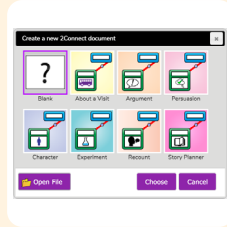
## Unit: 2.8

### Presenting Ideas

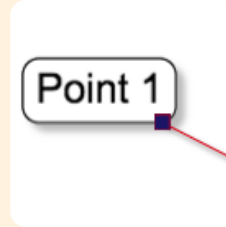
#### Key Images



Open, close and share a file



Create a new 2Connect document



Node




Collaboration (working together) on or off



Choose a quiz question on 2Quiz



Play the quiz



Preview the quiz question



Change the quiz settings

#### Key Questions

##### What do we need to think about when planning a presentation?

The important thing to consider is the audience. Think about how old they are and what they would find interesting. For younger children, a presentation with pictures may be more appropriate.

##### Why should I plan out my presentation?

Planning out your presentation allows you to make sure you have included all the information you need to. It is easier to do this in the planning phase rather than when you have started the presentation.