

Name: .....

# Grandma rap

Year 2 Term 2

Class: .....

## Perform beat actions



Grandma grandma sick in bed



Called for the doctor and the doctor said





Grandma grandma you ain't sick





All you need is a walking stick


Beat is the continuous steady pulse in music.





To the  back

To the  front

To the  Side, side, side

To the  back

To the  front

To the  Side, side, side

Make up actions for these words:

grandma .....

sick .....

doctor .....

walking stick .....

up .....

down .....

back .....

front .....

side .....




never .....

college .....


dollar .....

wriggle .....

Music durations:

	2 quavers	jogging
	crotchet	walk
	crotchet rest	shhh

Create rhythms use walk, jogging and shh

jogging	walk	shhh
		

Beat 1	Beat 2	Beat 3	Beat 4

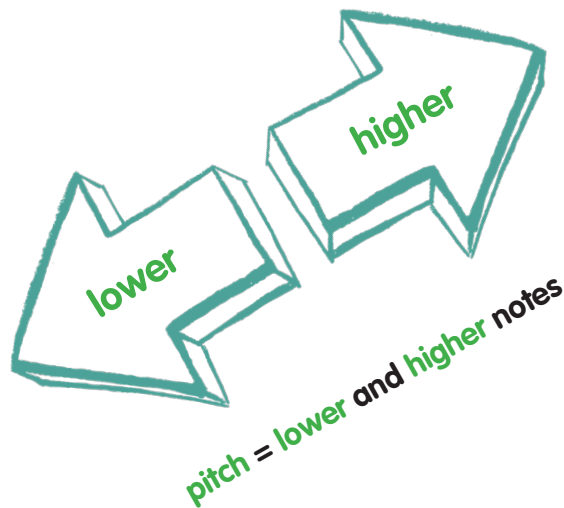
Beat 1	Beat 2	Beat 3	Beat 4



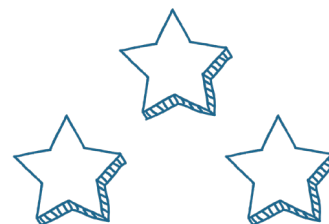
*Hi lo chick a lo*  
(progression song)

Hi lo chick-a lo  
chick-a lo  
chick-a lo  
Hi lo chick-a lo  
chick-a lo Hi!

Pitch is the notes in music.  
Pitch can move up and down.



Can I chant  
*Grandma rap*  
rhythmically and  
perform to an  
accompaniment  
I created?



Add a comment: