











YEAR 1						
Term	Autumn 1	Autumn 2	Spring 1	Spring 2	Summer 1	Summer 2
Imaginative Learning Project						
Phonics	Pupils are taught daily by a Read, Write Inc. (RWI) teacher in groups organised by stage, not age. In addition, 10 min daily 1:1 sessions take place to ensure that all pupils 'keep up not catch up'. Pupils are assessed ½ termly, progressing rapidly through the programme.					
Class Text/s	<b>Dinosaur Roar</b> By Paul Stickland <b>Mad About Dinosaurs</b> By Giles Andreae <b>My First Book About Dinosaurs</b> By Alex Frith	<b>George Saves the World by Lunchtime</b> By Jo Readman <b>Supertato</b> By Sue Hendra <b>The Three Little Superpigs</b> By Claire Evans <b>Usborne Famous Lives: Florence Nightingale</b> By Lucy Lethbridge	<b>Town Mouse and Country Mouse</b> By Annette Smith <b>Paddington</b> By Michael Bond <b>My First Book of London</b> By Charlotte Guillain	<b>Katie in London</b> By James Mayhew <b>The Story of the London Underground</b> By Daid Long <b>The Queens Knickers</b> By Nicolas Alan	<b>Hansel and Gretel</b> Ladybird First Favourite Tales <b>Jack and the Baked Bean Stalk</b> By Colin Stimpson <b>Goldilocks and the Three Bears</b> Ladybird First Favourite Tales <b>The Three Little Wolves and the Big Bad Pig</b> By Eugene Trivizas <b>The Truth Pixie</b> By Matt Haig	<b>Bringing the Rain to Kapitiplain</b> By Verna Aardema <b>Usborne Just So Stories</b> Various Authors inspired by Rudyard Kipling <b>Usborne Looking After Rabbits</b> By Fiona Pachett
Writing Talk for Writing	<b>F - The Dinosaur that Lost its Roar</b> Narrative – Journey Tale Description <b>N-F - Dinosaur fact-file</b> Information writing <b>Rhyme of the Week</b>	<b>F - Three Little Pigs</b> Defeating the Monster Tale Speech <b>N-F - How to trap a wolf</b> Instruction writing <b>Rhyme of the Week</b>	<b>F - Town Mouse and Country Mouse</b> Narrative Setting <b>N-F - Advert for a town</b> Persuasion <b>Rhyme of the Week</b>	<b>F – Katie in London</b> Narrative Characterisation <b>N-F - Katie in London</b> Post card home <b>Rhyme of the Week</b>	<b>F - Hansel and Gretel</b> Defeating the monster Suspense <b>N-F - Hansel and Gretel</b> Newspaper Report <b>Rhyme of the Week</b>	<b>F - Just so stories</b> Narrative Story with a message <b>N-F - Just so stories</b> Animal fact-file <b>Rhyme of the Week</b>
Science	<b>Animals including Humans (to fit with Dinosaur Planet)</b>  <b>Seasonal changes</b> - observe changes across the four seasons. - observe and describe weather associated with the seasons and how day length varies.	<b>Animals including humans - senses</b> - identify, name, draw and label the basic parts of the human body and say which part of the body is associated with each sense	<b>Everyday materials</b> - distinguish between an object and the material from which it is made. - identify and name a variety of everyday materials, including wood, plastic, glass, metal, water and rock. - describe the simple physical properties of a variety of everyday materials. - compare and group together a variety of everyday materials on the basis of their simple physical properties.	<b>Seasonal changes</b> - observe changes across the four seasons. - observe and describe weather associated with the seasons and how day length varies.	<b>Plants</b> - identify and name a variety of common wild and garden plants including deciduous and evergreen trees. - identify and describe the basic structure of a variety of common flowering plants including trees.	<b>Review of Seasons and Plants</b>  <b>Animals including humans</b> - identify and name a variety of common animals including fish, amphibians, reptiles, birds and mammals. - identify and name a variety of common animals that are carnivores, omnivores and herbivores. - describe and compare the structure of a variety of common animals (fish, amphibians, reptiles, birds and mammals including pets).
Geography	<b>Locational knowledge:</b> - know the county, country and continent I live in. - know and locate the 5 oceans and 7 continents. <b>Geographical Fieldwork:</b> - 4 compass points - understand and use a simple map.	No Geography focus this ½ term	<b>Locational Knowledge:</b> - locate and recognise Cornwall and location of school on a map. - know the 4 countries of the UK and their capital cities. - locate the seas/oceans around the UK on a map.	No Geography focus this ½ term	<b>Locational Knowledge:</b> - identify the seasons and know the key weather in the UK. <b>Place knowledge:</b> - know and compare the geographical features of a UK forest and the Savannah.	No Geography focus this ½ term

			<b>Geographical Fieldwork:</b> - understand simple directional language. - devise a simple map.			
<b>Design Technology</b>	Materials for purpose (textiles)	Cooking and Nutrition	No DT focus this ½ term	Mechanisms and Movement	No DT focus this ½ term	No DT focus this ½ term
<b>Art and Design</b>	No Art focus this ½ term	No Art focus this ½ term	<b>Artist/ area: Romero Britto/ Pop Art</b>  Mixed Media: Portrait style stamps using collage, printing, oil pastel and acrylic.	No Art focus this ½ term	<b>Artist/area: Yvonne Coomber</b>  Paint: Landscape- wild flower meadow/ woodland flowers.	<b>Artist/ area: African Art</b>  Sculpture and printing: African Animal masks using malleable materials.
<b>History</b>	No History focus this ½ term	<b>The lives of significant individuals in the past who have contributed to national and international achievements:</b> Florence Nightingale Mary Seacole Rosa Parks	No History focus this ½ term	<b>Events beyond living memory that are significant nationally or globally:</b> Great Fire of London	No History focus this ½ term	<b>Changes within living memory:</b> Toys  <b>Local Study:</b> Cornish Industries- Fishing and Farming. How have the fishing and farming industries shaped Cornwall’s history?
<b>P.S.H.E.</b>	Being Me in My World	Celebrating Differences	Dreams and Goals	Healthy Me	Relationships	Changing Me
<b>R.E.</b>	<b>Christianity:</b> What did Jesus teach?	<b>Christianity:</b> Christmas – Jesus as a gift from God	<b>Judaism:</b> Passover	<b>Christianity:</b> Easter - Resurrection	<b>Judaism:</b> The Covenant	<b>Judaism:</b> Rites of Passage and good works
<b>Music</b>	<b>Hey You!</b> How pulse, rhythm and pitch work together	<b>Rhythm in the Way we Walk</b> Pulse, rhythm and pitch, rapping, dancing and singing	<b>In the Groove</b> How to be in the groove with different styles of music	<b>Round and Round</b> Pulse, rhythm and pitch in different styles of music	<b>Your Imagination!</b> Using your imagination through composition	<b>Reflect, Rewind and Replay</b> History of music, consolidation of previous units and the language of music

Term	Autumn 1	Autumn 2	Spring 1	Spring 2	Summer 1	Summer 2
<b>Imaginative Learning Project</b>						
<b>Maths</b>	<b>Unit 1:</b> Numbers to 10 <b>Unit 2:</b> Part-whole within 10 <b>Unit 3:</b> Addition and Subtraction within 10 (1)	<b>Unit 4:</b> Addition and Subtraction within 10 (2) <b>Unit 5:</b> 2D and 3D Shapes <b>Unit 6:</b> Numbers to 20	<b>Unit 7:</b> Addition within 20 <b>Unit 8:</b> Subtraction within 20	<b>Unit 9:</b> Numbers to 50 <b>Unit 10:</b> Introducing Length and Height <b>Unit 11:</b> Introducing Weight and Volume	<b>Unit 12:</b> Multiplication <b>Unit 13:</b> Division <b>Unit 14:</b> Halves and Quarters	<b>Unit 15:</b> Position and Direction <b>Unit 16:</b> Numbers to 100 <b>Unit 17:</b> Time <b>Unit 18:</b> Money
<b>P.E.</b>	Gym: Flight, bouncing and landing Games: ball skills (games)	Games: Throwing and catching (aiming games) Games: Developing partner work	Dance: Streamer, conkers, playing with a ball Outdoor and Adventure: Orienteering	Gym: Points and Patches Games: Bat and ball skills (games – skipping)	Athletics	Dance: March, march, march and Jack and the beanstalk Multi-skills: bat and ball
<b>Computing</b>	Online safety and exploring Purple Mash Grouping and sorting	Pictograms Lego Builders Maze explorers	Animated story books	Coding	Spreadsheets	Technology outside school